


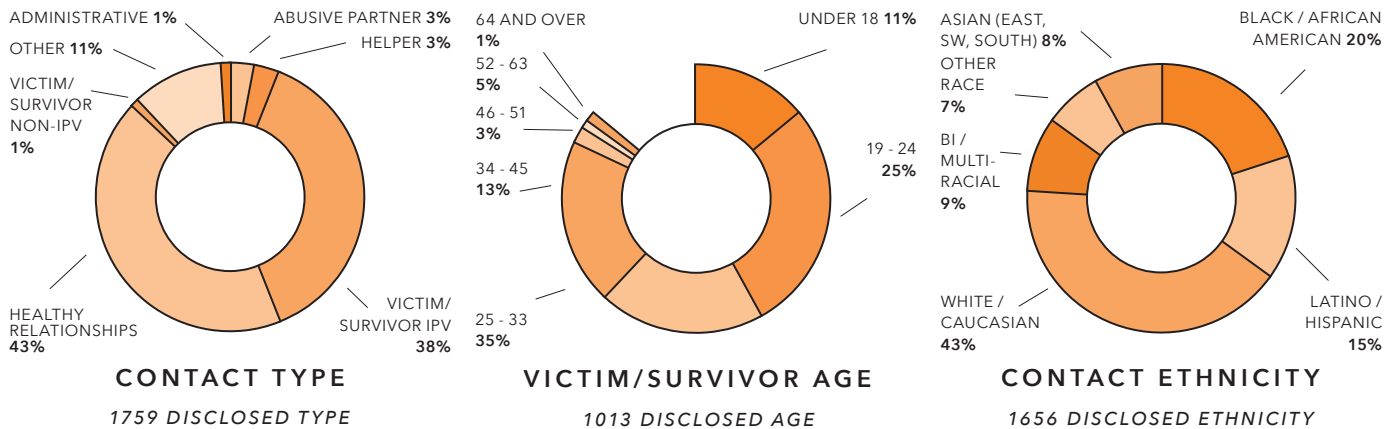


In 2019, loveisrespect documented **1,759** contacts from New York. The state ranks 3rd in terms of contact volume. loveisrespect provides crisis intervention, safety planning, referrals and DV and healthy relationship education for these contacts.

	Phone	<b>827</b>
	Chat	<b>637</b>
	Text	<b>295</b>
	<b>Total</b>	<b>1,759</b>

## WHO IS CONTACTING LOVEISRESPECT FROM NEW YORK?

*Due to rounding of our data calculations, these numbers may not equal 100%*



### CONTACT TYPE DEFINITIONS:

**Victim/Survivor Intimate Partner Violence (IPV):** A contact who has experienced abuse by an intimate partner and is looking for information, resources, emotional or other support regarding the abusive relationship.

**Victim/Survivor Non-IPV:** A contact who has experienced abuse from anyone other than an intimate partner (i.e. parent, sibling, caretaker), and is looking for information, resources, or support regarding the abuse.

**Healthy Relationship Inquiry:** A contact discussing intimate partner relationships who is not experiencing a pattern of abusive behaviors.

**Abusive Partner:** A contact who engages in a pattern of behavior to establish power and control over an intimate partner.

**Other:** A contact who is not currently experiencing violence and has needs outside the scope of healthy relationships or intimate partner violence services.

NOTE: This contact type excludes wrong numbers.  
Contacts may report one or more types of abuse.

### TOP 10 CITIES BY CONTACT VOLUME

City	%
New York	38%
Brooklyn	14%
Buffalo	7%
Bronx	7%
Queens Village	3%
Rochester	2%
Long Island City	2%
Syracuse	2%
Staten Island	1%
Albany	1%

## WHAT VICTIMS ARE EXPERIENCING

# 95%

### EMOTIONAL/ VERBAL ABUSE

Behavior that isn't physical, which may include verbal aggression, intimidation, manipulation, and humiliation, which most often unfolds as a pattern of behavior over time.

# 45%

### PHYSICAL ABUSE

Non-accidental use of force that results in bodily injury, pain, or impairment. This may include being slapped, burned, cut, bruised, or improperly physically restrained.

# 18%

### ECONOMIC/FINANCIAL ABUSE

When one intimate partner has control over the other partner's access to economic resources, which diminishes the victim's capacity to support themselves.

# 23%

### DIGITAL ABUSE

The use of technologies such as texting and social networking to bully, harass, stalk, or intimidate a partner.

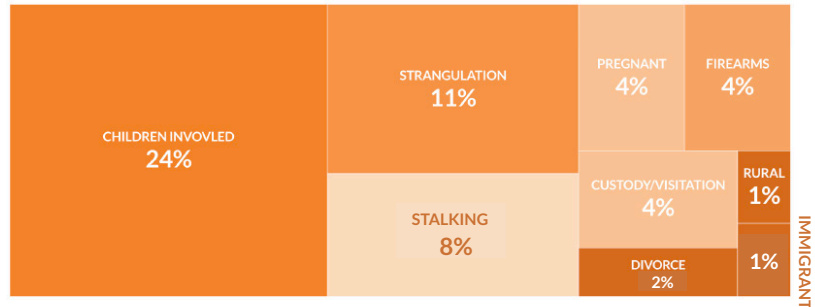
# 19%

### SEXUAL ABUSE

Non-consensual sexual interaction through coercion, guilt, or force. This may include pressure to engage in sexual activity, refusal to use contraception, or demanding of sexual images or video.

689 DISCLOSED EXPERIENCES

## MOST COMMONLY DISCLOSED FACTORS BY VICTIM/SURVIVORS



## VICTIM/SURVIVOR NEEDS COMMONLY REQUESTED SERVICES:

DV SHELTER	36	5%
LEGAL ADVOCACY	88	12%
INDIVIDUAL PROFESSIONAL COUNSELING	261	35%
SUPPORT GROUPS	167	22%
LEGAL REPRESENTATION	23	2%
PROTECTIVE/RESTRAINING ORDER	34	5%



Best practice is to refer each contact to 3 resources.

## MOST-REFERRED RESOURCES

- 1 SCARLETEEN
- 2 GOODTHERAPY.ORG
- 3 WOMENSLAW.ORG
- 4 YOUR LIFE YOUR VOICE (BOYS TOWN)
- 5 RAPE, ABUSE, AND INCEST NATIONAL NETWORK (RAINN)

Providers are direct providers of domestic violence services, offered in their local community free of charge to victims/survivors.

Resources are social service agencies or informative programs. They are not domestic violence specific, and they can be either statewide or nationwide.

