


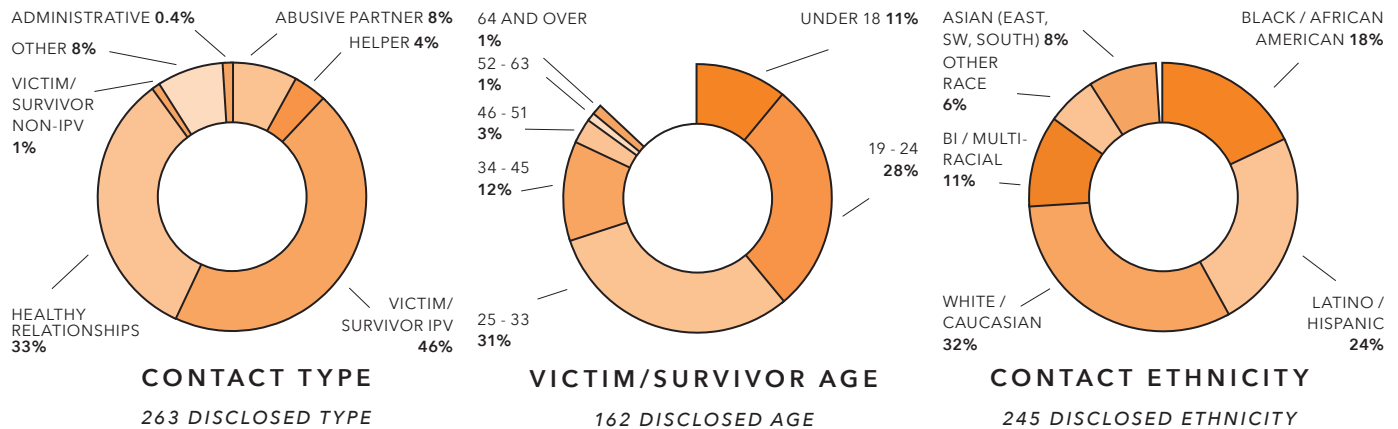


In 2019, loveisrespect documented **263** contacts from Nevada. The state ranks 26th in terms of contact volume. loveisrespect provides crisis intervention, safety planning, referrals and DV and healthy relationship education for these contacts.

	Phone	122
	Chat	98
	Text	43
	Total	263

WHO IS CONTACTING LOVEISRESPECT FROM NEVADA?

Due to rounding of our data calculations, these numbers may not equal 100%



CONTACT TYPE DEFINITIONS:

Victim/Survivor Intimate Partner Violence (IPV): A contact who has experienced abuse by an intimate partner and is looking for information, resources, emotional or other support regarding the abusive relationship.

Victim/Survivor Non-IPV: A contact who has experienced abuse from anyone other than an intimate partner (i.e. parent, sibling, caretaker), and is looking for information, resources, or support regarding the abuse.

Healthy Relationship Inquiry: A contact discussing intimate partner relationships who is not experiencing a pattern of abusive behaviors.

Abusive Partner: A contact who engages in a pattern of behavior to establish power and control over an intimate partner.

Other: A contact who is not currently experiencing violence and has needs outside the scope of healthy relationships or intimate partner violence services.

NOTE: This contact type excludes wrong numbers.
Contacts may report one or more types of abuse.

TOP 10 CITIES BY CONTACT VOLUME

City	%
Las Vegas	68%
Reno	21%
Henderson	4%
Mesquite	1%
North Las Vegas	1%
Carson City	1%
Elko	1%
Pahrump	1%
Sparks	1%
Yerington	1%

WHAT VICTIMS ARE EXPERIENCING

98%

EMOTIONAL/ VERBAL ABUSE

Behavior that isn't physical, which may include verbal aggression, intimidation, manipulation, and humiliation, which most often unfolds as a pattern of behavior over time.

49%

PHYSICAL ABUSE

Non-accidental use of force that results in bodily injury, pain, or impairment. This may include being slapped, burned, cut, bruised, or improperly physically restrained.

20%

ECONOMIC/FINANCIAL ABUSE

When one intimate partner has control over the other partner's access to economic resources, which diminishes the victim's capacity to support themselves.

24%

DIGITAL ABUSE

The use of technologies such as texting and social networking to bully, harass, stalk, or intimidate a partner.

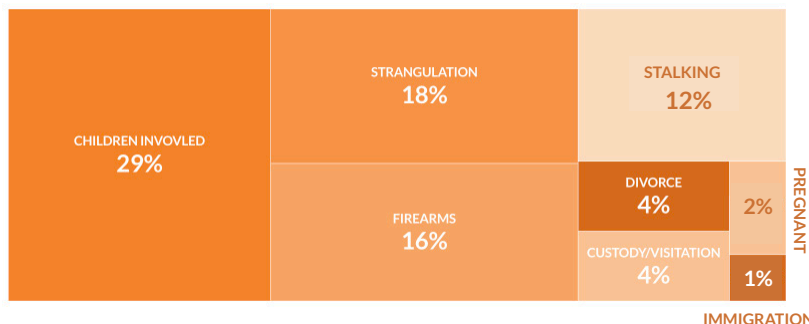
22%

SEXUAL ABUSE

Non-consensual sexual interaction through coercion, guilt, or force. This may include pressure to engage in sexual activity, refusal to use contraception, or demanding of sexual images or video.

123 DISCLOSED EXPERIENCES

MOST COMMONLY DISCLOSED FACTORS BY VICTIM/SURVIVORS



VICTIM/SURVIVOR NEEDS COMMONLY REQUESTED SERVICES:

DV SHELTER	12	9%
LEGAL ADVOCACY	26	19%
INDIVIDUAL PROFESSIONAL COUNSELING	51	37%
SUPPORT GROUPS	32	23%
LEGAL REPRESENTATION	4	3%
PROTECTIVE/RESTRAINING ORDER	6	4%



Best practice is to refer each contact to 3 resources.

MOST-REFERRED RESOURCES

- 1 SCARLETEEN
- 2 GOODTHERAPY.ORG
- 3 211 - UNITED WAY
- 4 WOMENSLAW.ORG
- 5 NATIONAL SUICIDE PREVENTION LIFELINE

Providers are direct providers of domestic violence services, offered in their local community free of charge to victims/survivors.

Resources are social service agencies or informative programs. They are not domestic violence specific, and they can be either statewide or nationwide.

